

**DODGE COUNTY CRIMINAL JUSTICE COLLABORATING COUNCIL**

**December 2, 2025**

**Minutes**

1. **Call to order:** Dale Schmidt, Chairman called the meeting to order at 2:00 p.m.
2. **Roll call: Members present were:** Jacob Van Kerkvoorde, Public Defender; Dale Schmidt, Sheriff; Andrea Will, District Attorney; Patrick Richards, Probation Supervisor; Katie Liaromatis, Clinical Substance Abuse Counselor; Paul Conway, County Board Member; Kristine Snow, Judge  
**Others:** Angelica Munoz, Treatment Court Director; Marcia Perugini, Paralegal; Kelli Mack, Probation Supervisor, Chad Wozniak, Judge  
**Absent/Excused:** Becky Bell, Human Services Director; Donna Braun, Housing Authority Executive Director; Cameron Clapper, County Administrator
3. **Public comment:** None.
4. **Approval of minutes of September 16, 2025:** Motion by Paul Conway, 2<sup>nd</sup> by Andrea Will to approve the September 16, 2025 minutes as presented. Motion carried.
5. **Report of DTC / IDC Program Director:** Presented by Angelica Munoz. Presents current Drug Treatment Court, Impaired Driving Court and Treatment Alternatives Program numbers, presents Quarter 3 expenditures, presents Program Changes/Notes. See attached report for further details.
6. **Report of TAD Recidivism rates by Angelica Munoz:** See attached report.
7. **Update on Peer Support Specialist by Becky Bell:** Moved to March 2026 Agenda.
8. **Introduction of Judge Wozniak:** Judge Wozniak was introduced to Committee Members as the new Branch 3 Judge.
9. **Future Agenda Items:** Update on peer support specialist-Becky Bell; Update on TAD recidivism rates-Angelica Munoz; Introduction of Judge Wozniak
10. **Determine Next Meeting Date and Time:** March 3, 2026 at 2:00 pm
11. **Adjournment:** Meeting adjourned by Dale Schmidt. Time 2:31 p.m.

---

Becky Bell  
Secretary for Criminal Justice Collaborating Council

---

Date

**Current and Pending Participants:**

**Impaired Driving Court**

21 Active Participants  
 8 Pending Eligible Participants  
 7 Pending Referrals  
 0 Graduations (12 in 2025)  
 2 Terminations (2 in 2025)  
 0 Absconders with Active Warrants  
 0 Facing Termination Actions

**Drug Treatment Court**

15 Active Participants  
 1 Pending Eligible Participants  
 6 Pending Referrals  
 0 Graduations (4 in 2025)  
 0 Terminations (3 in 2025)  
 1 Absconders with Active Warrants  
 0 Facing Termination Actions

**Treatment Alternatives Program**

1 Active Participants  
 0 Pending Eligible Participants  
 1 Pending Referrals  
 1 Completions  
 0 Terminations  
 0 Absconders with Active Warrants  
 0 Facing Termination Action

**Program Expenditures**

**TAD**

	Revenue Budget	YTD Revenue	Expense Budget	YTD Expense	Unexpended Budget
1st Qtr	\$ 339,494.00	\$ 47,300.80	\$ 339,494.00	\$ 63,062.41	\$ 276,431.59
2nd Qtr	\$ 339,494.00	\$ 47,300.00	\$ 339,494.00	\$ 190,440.88	\$ 149,053.12
3rd Qtr	\$ 339,494.00	\$ 123,980.00	\$ 339,494.00	\$ 291,052.57	\$ 48,441.43
4th Qtr	\$ 339,494.00		\$ 339,494.00		\$ 339,494.00

**TAP**

	Revenue Budget	YTD Revenue	Expense Budget	YTD Expense	Unexpended Budget
1st Qtr	\$ 100,000.00	\$ 18,012.00	\$ 100,000.00	\$ 18,802.13	\$ 81,197.87
2nd Qtr	\$ 100,000.00	\$ 36,453.00	\$ 100,000.00	\$ 36,978.05	\$ 63,021.95
3rd Qtr	\$ 100,000.00	\$ 57,537.00	\$ 100,000.00	\$ 55,994.00	\$ 44,006.00
4th Qtr	\$ 100,000.00		\$ 100,000.00		\$ 100,000.00

## Program Updates/Notes:

1. Treatment Court Team: No Changes in Q3
  - DTC team members: Judge Kristine Snow, DA Andrea Will, Paralegal Marcia Perugini, Public Defender Kate Findley, Lt. Taylor Nehls, Lt. Erik Smedema, Corporal Matt Marvin, Det. Dakota Lenske, Treatment provider David Overshiner, Clinical Services Supervisor Sara Gaska, DOC Chalyn Connolly, Program Director Angelica Munoz, and Case Managers Max Papp, Laura Miller, and Adaline Scheerz.
  - IDC team members: Judge Martin DeVries, DA Andrea Will, Paralegal Marcia Perugini, Public Defender Jake Van Kerkvoorde, Captain Jason Boeck, Corporal Matt Marvin, Treatment provider David Overshiner, DOC Ben Mitchell and Rob Deglow, Program Director Angelica Munoz, and Case Managers Max Papp, Laura Miller and Adaline Scheerz.
  
2. Changes to Drug Testing Procedure
  - On 10/15/25, Dodge County Health and Human Services was notified by OptionsLab that insurance agencies are now requesting proof of medical necessity for all drug screens we send to their lab facility. To ensure our participants do not incur an expense for drug testing, tests would need to be charged to the agency instead of insurance, which will become quite costly. This new procedure affects DTC/IDC/TAP significantly as we have been sending every drug test into the lab for definitive or confirmation testing. However, most of our drug tests are for monitoring purposes only and are not considered medically necessary. As a result, the program's drug testing procedure has been adjusted as follows to help keep costs down:
    - An instant read cup will be utilized for all drug screens
    - If the instant read cup is negative for any unauthorized substances, the specimen will be disposed of and the results recorded on a Chain of Custody form to be signed by the specimen donor
    - There are a few instances when a sample may be sent to Options Lab for additional testing. Events that warrant laboratory testing include, but are not limited to:
      - a. If the testing panel is unable to be read by the collector
      - b. If the adulteration strips are not registering in normal range
      - c. If there is suspicion of tampering during collection of the sample
      - d. If there are any discrepancies or disputes regarding the instant result of the test
      - e. Participants may have a minimum of two samples per month sent to the laboratory for confirmation testing on a random basis
      - f. If there is medical necessity for further confirmatory testing (insurance can be utilized)
    - After a month or so of adhering to the new procedure, we will have a better picture of what drug testing will cost and then we will be able to make further adjustments if necessary.
  
3. TAD Recidivism Rates

## POST-SUCCESSFUL COMPLETION TAD RECIDIVISM RATES: 2015-2024

\*Not Including Public Order Forfeitures or Probation Violations- Only New Convictions

\*Data Collected Solely from Information Provided on CCAP

The following categorization for criminal records is used by the Bureau of Justice Information and Analysis and is based off the National Center for State Courts (NCSC) list that is included in their treatment performance measures guidelines (Appendix C from their *Wisconsin Statewide Drug and Hybrid Courts Performance Measures*).

### Charge Categories for Criminal Histories/RAP Sheets

1. **Person Offenses:** statutes that refer to offenses committed against a person
  - a. **Murder/Non-Negligent Manslaughter:** statutes that refer to the willful killing of one human by another (intentional homicide; felony murder)
  - b. **Negligent Manslaughter/Reckless Homicide:** statutes that refer to the gross negligence of a person that results in the death of another person (reckless homicide; homicide by negligent operation of a vehicle)
  - c. **Sex Offense:** statutes that involve an illegal sexual component (forcible intercourse; penetration with an object; internet sex crimes)
    - i. **Contact:** statutes that involve an illegal sexual component where physical contact between a perpetrator and a victim occurs (sexual assault; rape; sexual exploitation)
    - ii. **Non-Contact:** statutes that involve an illegal sexual component where physical contact between a perpetrator and victim does not occur (possession of child pornography; indecent exposure)
  - d. **Assault:** statutes that refer to a willful attempt by someone to inflict injury or harm on another person (aggravated assault, aggravated battery, assault with a deadly weapon, felony assault)
  - e. **Robbery:** statutes that refer to the unlawful taking of anything of value using force or threat of the use of force (armed robbery, unarmed robbery, aggravated robbery, car-jacking, armed burglary)
  - f. **Other Person Offense:** statutes that refer to offenses committed against a person that are not included in one of the above categories (kidnapping, unlawful imprisonment, intimidation, extortion, neglect or abuse)
  
2. **Property Offenses:** statutes that refer to the taking of money or property and/or to the damage of property
  - a. **Burglary:** statutes that refer to any type of entry into a residence, business or industry with the intent to commit a felony or theft
  - b. **Fraud/Forgery:** statutes that refer to impersonating a person and/or the use or creation of documents in an illegal way, for financial gain (forging an official document, notes, money orders, credit cards; counterfeiting; possession of false documents; embezzlement; insurance fraud)
  - c. **Larceny/Theft:** statutes that refer to the unlawful taking, carrying, leading away property from another person (shoplifting, petty theft, grand theft)
  - d. **Motor Vehicle Theft:** statutes that refer to the unlawful taking or possession of a vehicle or the parts from a vehicle (auto theft, unauthorized use of a vehicle)

## POST-SUCCESSFUL COMPLETION TAD RECIDIVISM RATES: 2015-2024

\*Not Including Public Order Forfeitures or Probation Violations- Only New Convictions

\*Data Collected Solely from Information Provided on CCAP

- e. **Other Property Offense:** statutes that involve the illegal taking of money or property that are not included in one of the above categories (receiving or buying stolen property; vandalism, arson, possession of burglary tools)
- 3. Drug Offenses:** statutes that prohibit the production, distribution and/or use of specific controlled substances and the devices or equipment used in that process
- a. **Drug Trafficking:** statutes that refer to the trafficking, sales, distribution, manufacture and smuggling of controlled substances
  - b. **OWI:** statutes that refer to the operation of a vehicle (car, boat, ATV, cycle) while under the influence of a controlled substance
  - c. **Other Drug Offense:** statutes that refer to other control substance violations not included in one of the above categories (possession of a controlled substance, prescription drug violations, possession of drug paraphernalia)
- 4. Public Order Offenses:** statutes that refer any unreasonable interference to the rights that are common to all members of the public
- a. **Weapons:** statutes that refer to the unlawful sale, distribution, manufacture, transportation, possession, alteration and/or use of a deadly weapon or accessory
  - b. **Traffic/Vehicle Offense:** statutes that refer to the illegal operation of a vehicle (driving with a suspended or revoked license; failure to register boat, driving an ATV on an unmarked trail) **does not include OWI**
  - c. **Other Public Order Offense:** statutes that refer to unreasonable interference in the rights of all members of the public that are not included in one of the above categories (obstruction of justice, flight/escape, illegal hunting, bribery, pandering, tax law violations, slander, campaign violations)
- 5. Technical Offenses:** statutes that refer to the violation of official mandates or orders
- a. **Violation of Court Order:** statutes that refer to the violation of a court order that results in a new charge (failure to register as a sex offender; failure to provide a DNA sample; probation/parole violation)
  - b. **Other Technical Offense:** statutes that refer to the violation of official mandates or orders that were not issued by the courts

\*Category 4 and 5 have been combined under public order offences for our tracking purposes.

## POST-SUCCESSFUL COMPLETION TAD RECIDIVISM RATES: 2015-2024

\*Not Including Public Order Forfeitures or Probation Violations- Only New Convictions

\*Data Collected Solely from Information Provided on CCAP

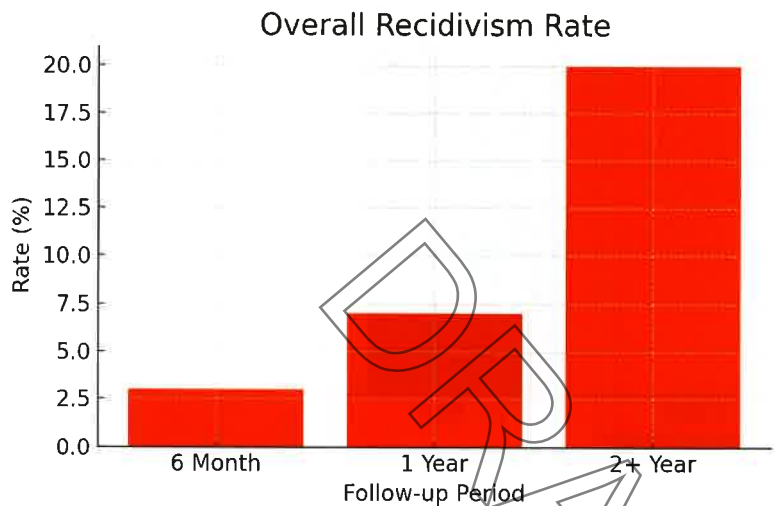
### IMPAIRED DRIVING COURT

#### Figure A: Overall Recidivism Rate

Within 6 Month of Graduation- 3 out of 110 people received a new conviction (3%)

Within 1 Year of Graduation- 7 out of 110 people recieved a new conviction (6%)

Within 2+ Years of Graduation- 20 out of 110 people received a new conviction (18%)

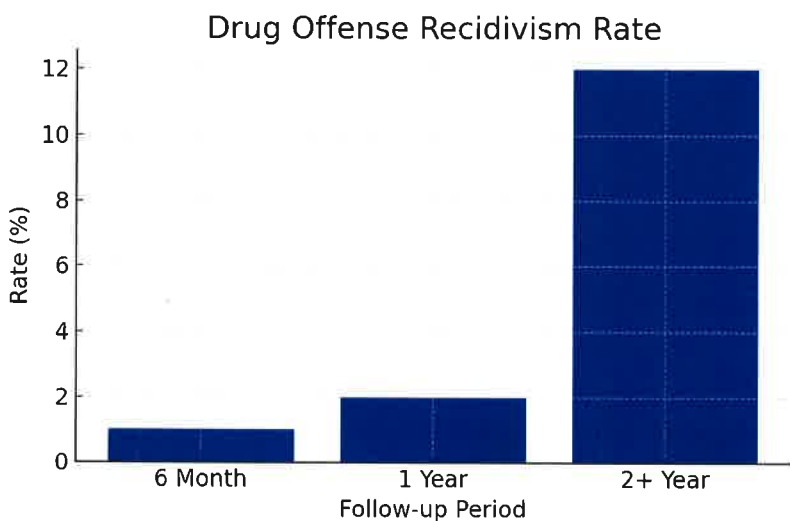


#### Figure B: Drug Offense Recidivism Rate

Within 6 Month of Graduation- 1%

Within 1 Year of Graduation- 3%

Within 2+ Years of Graduation- 12%



## POST-SUCCESSFUL COMPLETION TAD RECIDIVISM RATES: 2015-2024

\*Not Including Public Order Forfeitures or Probation Violations- Only New Convictions

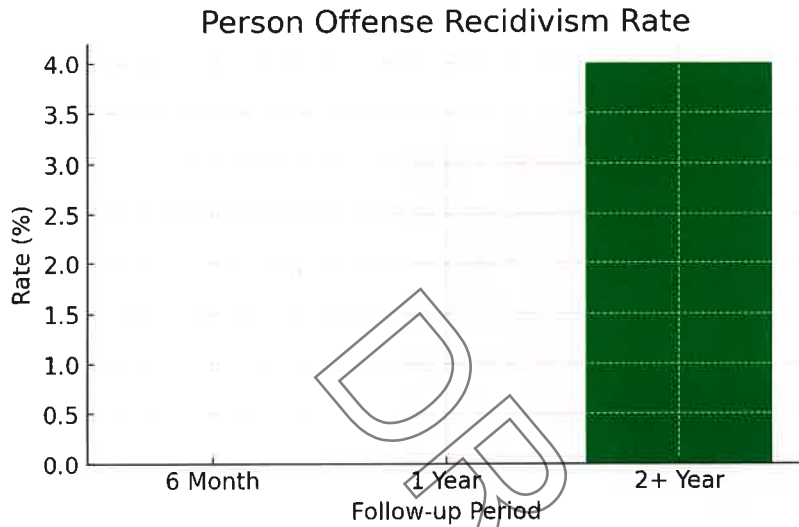
\*Data Collected Solely from Information Provided on CCAP

### Figure C: Person Offense Recidivism Rate

Within 6 Month of Graduation- 0%

Within 1 Year of Graduation- 0%

Within 2+ Years of Graduation- 4%

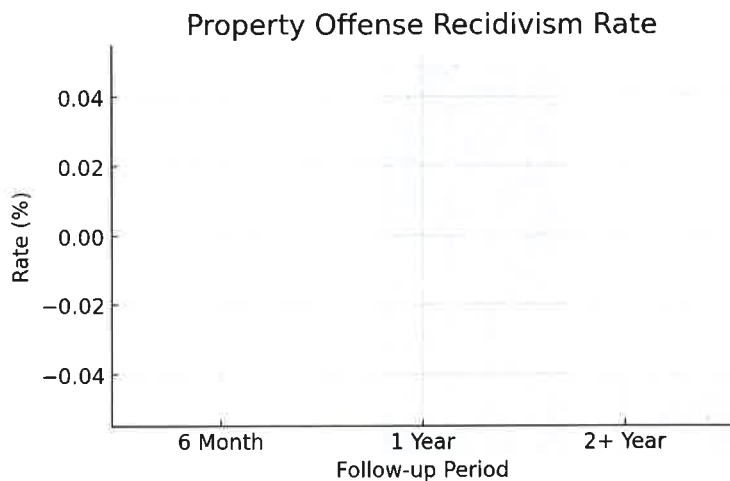


### Figure D: Property Offense Recidivism Rate

Within 6 Month of Graduation- 0%

Within 1 Year of Graduation- 0%

Within 2+ Years of Graduation- 0%



## POST-SUCCESSFUL COMPLETION TAD RECIDIVISM RATES: 2015-2024

\*Not Including Public Order Forfeitures or Probation Violations- Only New Convictions

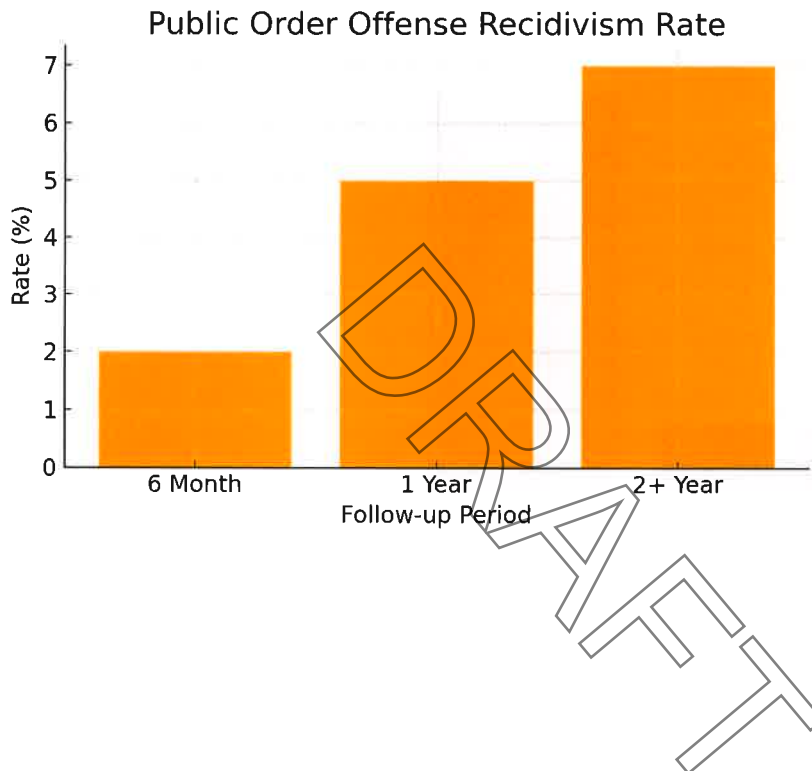
\*Data Collected Solely from Information Provided on CCAP

### Figure E: Public Order Offense Recidivism Rate

Within 6 Month of Graduation- 2%

Within 1 Year of Graduation- 5%

Within 2+ Years of Graduation- 6%



## POST-SUCCESSFUL COMPLETION TAD RECIDIVISM RATES: 2015-2024

\*Not Including Public Order Forfeitures or Probation Violations- Only New Convictions

\*Data Collected Solely from Information Provided on CCAP

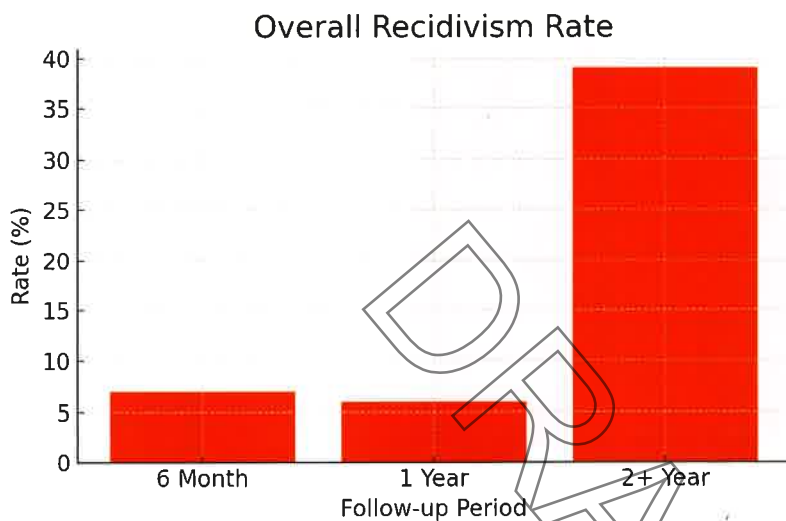
### DRUG TREATMENT COURT

#### Figure A: Overall Recidivism Rate

Within 6 Month of Graduation- 5 out of 72 people received a new conviction (7%)

Within 1 Year of Graduation- 4 out of 72 people recieved a new conviction (6%)

Within 2+ Years of Graduation- 28 out of 71 people received a new conviction (39%)

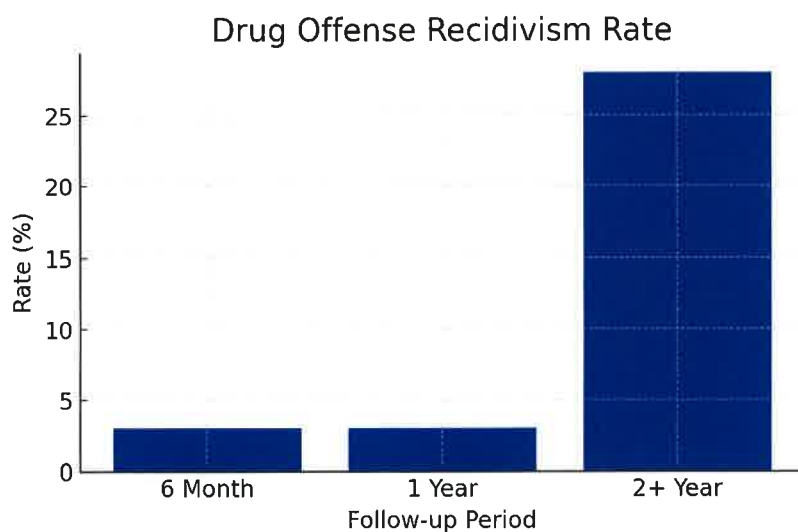


#### Figure B: Drug Offense Recidivism Rate

Within 6 Month of Graduation- 3%

Within 1 Year of Graduation- 3%

Within 2+ Years of Graduation- 28%



## POST-SUCCESSFUL COMPLETION TAD RECIDIVISM RATES: 2015-2024

\*Not Including Public Order Forfeitures or Probation Violations- Only New Convictions

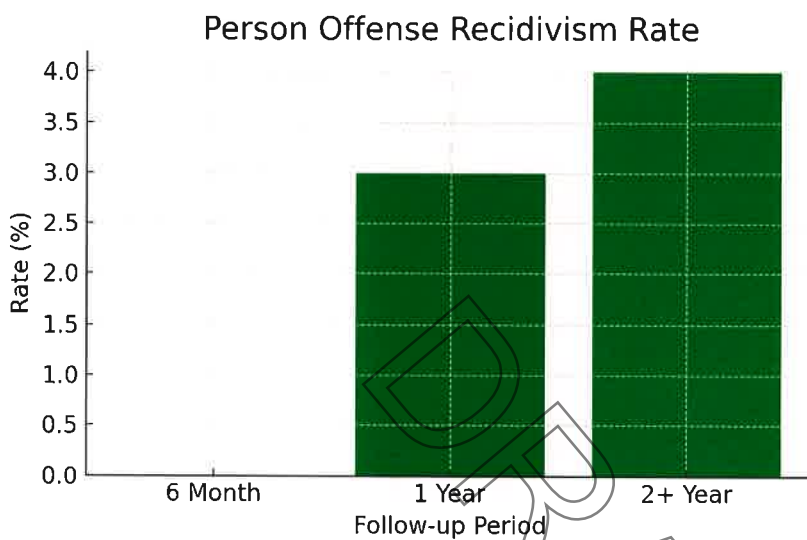
\*Data Collected Solely from Information Provided on CCAP

### Figure C: Person Offense Recidivism Rate

Within 6 Month of Graduation- 0%

Within 1 Year of Graduation- 3%

Within 2+ Years of Graduation- 4%

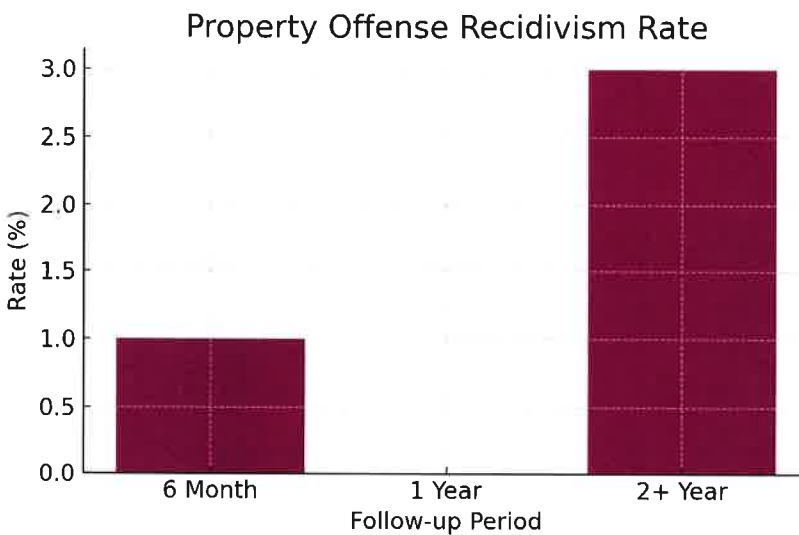


### Figure D: Property Offense Recidivism Rate

Within 6 Month of Graduation- 1%

Within 1 Year of Graduation- 0%

Within 2+ Years of Graduation- 3%



## POST-SUCCESSFUL COMPLETION TAD RECIDIVISM RATES: 2015-2024

\*Not Including Public Order Forfeitures or Probation Violations- Only New Convictions

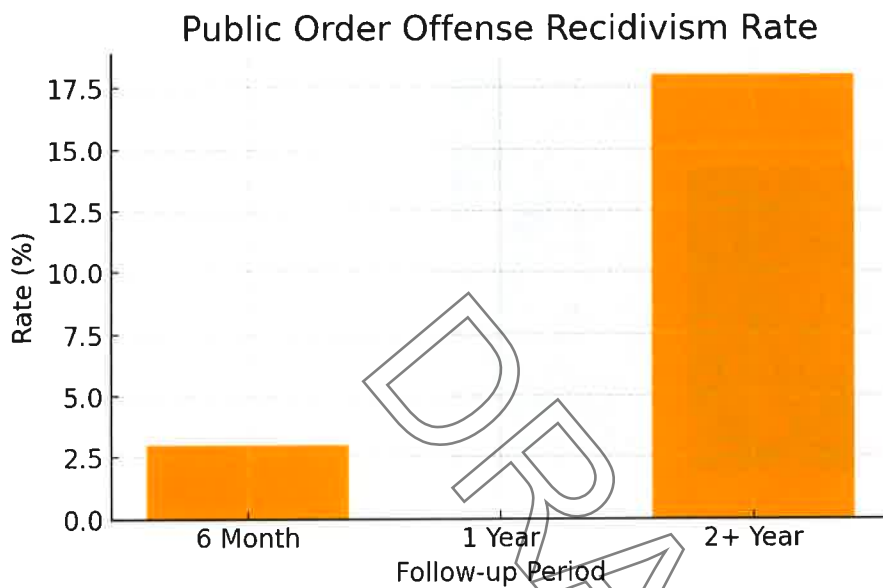
\*Data Collected Solely from Information Provided on CCAP

### Figure E: Public Order Offense Recidivism Rate

Within 6 Month of Graduation- 3%

Within 1 Year of Graduation- 0%

Within 2+ Years of Graduation- 18%



**POST-SUCCESSFUL COMPLETION TAD RECIDIVISM RATES: 2015-2024**

\*Not Including Public Order Forfeitures or Probation Violations- Only New Convictions

\*Data Collected Solely from Information Provided on CCAP

**DTC Recidivism Rates by Conviction: 2015-2024**

Discharge Type	Follow-up Period	# in Cohort	Overall Recidivism			Drug Offense			Person Offense			Property Offense			Public Order Offense		
			# Recidivated	Recidivism Rate	# Recidivated	Recidivism Rate	# Recidivated	Recidivism Rate	# Recidivated	Recidivism Rate	# Recidivated	Recidivism Rate	# Recidivated	Recidivism Rate	# Recidivated	Recidivism Rate	# Recidivated
Graduated	6 month	72	5	7%	2	3%	0	0%	1	1%	2	3%	2	3%	4	6%	
	1 Year	72	4	6%	2	3%	2	3%	0	0%	0	0%	0	0%	3	4%	
	2+ Year	71	28	39%	20	28%	3	4%	2	3%	13	18%	29	41%			

**IDC Recidivism Rates by Conviction: 2015-2024**

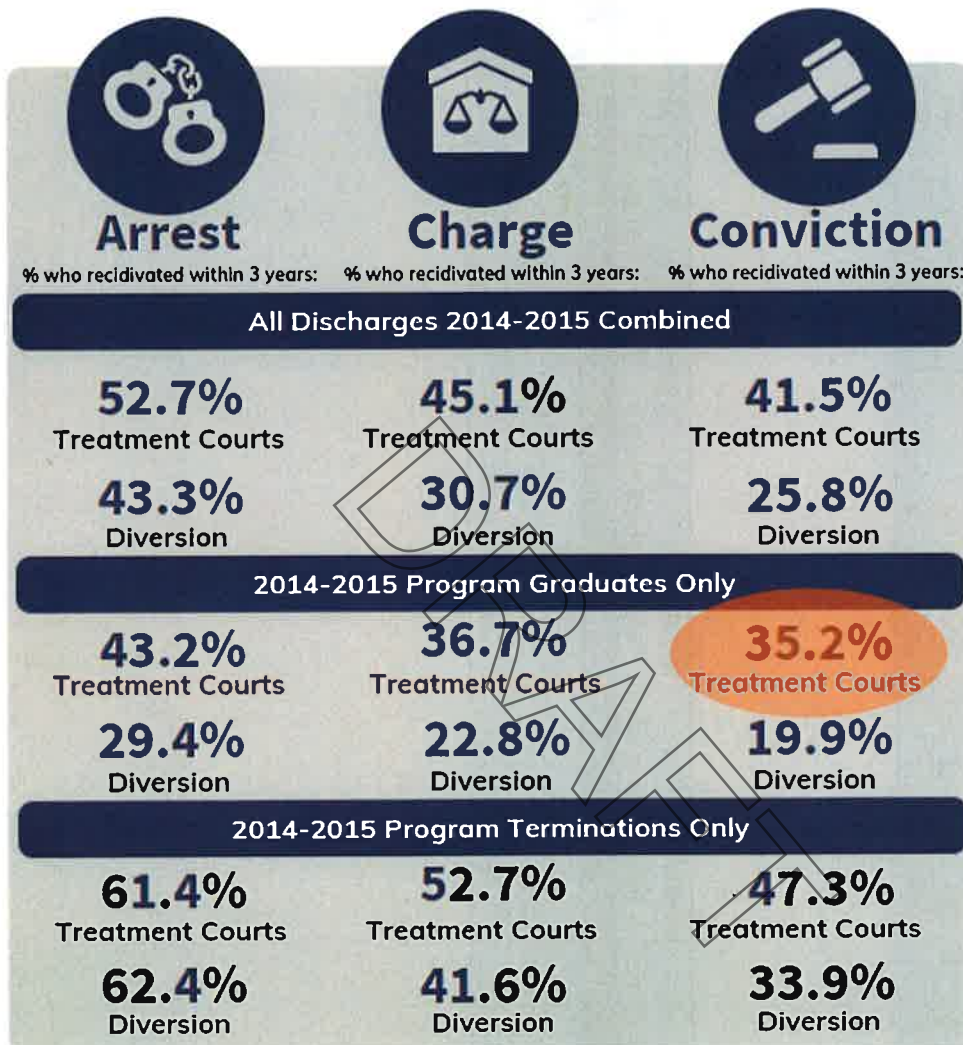
Discharge Type	Follow-up Period	# in Cohort	Overall Recidivism			Drug Offense			Person Offense			Property Offense			Public Order Offense		
			# Recidivated	Recidivism Rate	# Recidivated	Recidivism Rate	# Recidivated	Recidivism Rate	# Recidivated	Recidivism Rate	# Recidivated	Recidivism Rate	# Recidivated	Recidivism Rate	# Recidivated	Recidivism Rate	
Graduated	6 month	110	3	3%	1	1%	0	0%	0	0%	0	0%	2	2%	3	3%	
	1 Year	110	7	6%	2	3%	0	0%	0	0%	5	5%	7	6%	7	6%	
	2+ Year	110	20	18%	12	12%	4	4%	0	0%	7	6%	38	35%			

POST-SUCCESSFUL COMPLETION TAD RECIDIVISM RATES: 2015-2024

\*Not Including Public Order Forfeitures or Probation Violations- Only New Convictions

\*Data Collected Solely from Information Provided on CCAP

## Wisconsin TAD Participant Outcome Summary- 2014-2018



Within three years of discharge, treatment court graduates had a 35.2% recidivism rate at conviction. This is combining all TAD funded treatment courts programs.

When combining both DTC and IDC rates from 2015-2024 over the 3 follow-up periods, Dodge County TAD funded programs have an approximate recidivism rate of 36%.